



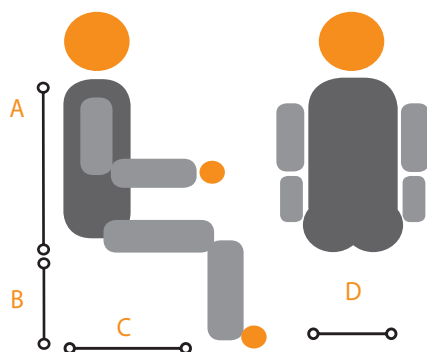
# Wheelchair Prescription Form

## Standard Chair Builder

Please fill in, save and email to [info@chunc.co.uk](mailto:info@chunc.co.uk)



<b>Date:</b>	<b>Telephone:</b>
<b>Client Name:</b>	<b>Email:</b>
<b>Clinician/Therapist:</b>	<b>Funding: Private [ ] NHS [ ] Distributor [ ]</b>



### Measurements (cm/in)

Measurement A	...CM	...IN
Measurement B	...CM	...IN
Measurement C	...CM	...IN
Measurement D	...CM	...IN

### Colour Choice

Pink / Pink	<input type="checkbox"/> 11	Grey / Grey	<input type="checkbox"/> 7
Blue / Blue	<input type="checkbox"/> 13	Black / Black	<input type="checkbox"/> 8
Red / Red	<input type="checkbox"/> 15	Black Dartex	<input type="checkbox"/> 2
Yellow / Grey	<input type="checkbox"/> 6		

## Chunc One (Please choose either manual or powered option)

Includes: Kick Brakes, Anti Tip Levers, 45° Tilt in Space & Push Handles



Size	Manual	Power Assist
X Small	<input type="checkbox"/>	<input type="checkbox"/>
Small	<input type="checkbox"/>	<input type="checkbox"/>
Medium	<input type="checkbox"/>	<input type="checkbox"/>
Large	<input type="checkbox"/>	<input type="checkbox"/>
X Large*	<input type="checkbox"/>	<input type="checkbox"/>

\*If selected, double gas strut included as standard

Measuring Points	X Small	Small	Medium	Large	X Large
A	36-44cm/14"-17"	42-52cm/16"-20"	48-60cm/19"-24"	54-66cm/21"-26"	60-72cm/24"-28"
B	21-48cm/8"-19"	21-48cm/8"-19"	21-48cm/8"-19"	21-48cm/8"-19"	26-53cm/8"-21"
C	20-30cm/8"-12"	25-35cm/10"-14"	30-40cm/12"-16"	35-40cm/14"-16"	40-45cm/16"-18"
D	15-26cm/6"-10"	20-31cm/8"-12"	25-36cm/10"-14"	30-41cm/12'-16"	35-46cm/14"-18"

## Hilo Indoor (Please choose either manual or powered option)

Includes: Castor Brakes, 35° Tilt in Space & Push Handles



Size	Manual	Electric
X Small	<input type="checkbox"/>	<input type="checkbox"/>
Small	<input type="checkbox"/>	<input type="checkbox"/>
Medium	<input type="checkbox"/>	<input type="checkbox"/>
Large	<input type="checkbox"/>	<input type="checkbox"/>

Measuring Points	X Small	Small	Medium	Large
A	36-44cm/14"-17"	42-52cm/16"-20"	48-60cm/19"-24"	54-66cm/21"-26"
B	21-48cm/8"-19"	21-48cm/8"-19"	21-48cm/8"-19"	21-48cm/8"-19"
C	20-30cm/8"-12"	25-35cm/10"-14"	30-40cm/12"-16"	35-40cm/14"-16"
D	15-26cm/6"-10"	20-31cm/8"-12"	25-36cm/10"-14"	30-41cm/12'-16"

## Hilo Outdoor


Includes Drum Brakes, Anti Tip Levers, 35° Tilt in Space & Push Handles



Size	Please Tick
X Small	<input type="checkbox"/>
Small	<input type="checkbox"/>
Medium	<input type="checkbox"/>
Large	<input type="checkbox"/>

Measuring Points	X Small	Small	Medium	Large
A	36-44cm/14"-17"	42-52cm/16"-20"	48-60cm/19"-24"	54-66cm/21"-26"
B	21-48cm/8"-19"	21-48cm/8"-19"	21-48cm/8"-19"	21-48cm/8"-19"
C	20-30cm/8"-12"	25-35cm/10"-14"	30-40cm/12"-16"	35-40cm/14"-16"
D	15-26cm/6"-10"	20-31cm/8"-12"	25-36cm/10"-14"	30-41cm/12'-16"

## Seat Cushions (Including cover and seat pan)



Type	Size	Width (cm/in)	Depth (cm/in)	Please Tick
Standard	X Small	30cm/12"	35cm/14"	<input type="checkbox"/>
	Small	35cm/14"	40cm/16"	<input type="checkbox"/>
	Medium	40cm/16"	45cm/18"	<input type="checkbox"/>
	Large	45cm/18"	50cm/20"	<input type="checkbox"/>
	X Large	50cm/20"	55/22"	<input type="checkbox"/>



Type	Size	Width (cm/in)	Depth (cm/in)	Please Tick
Contour	X Small	30cm/12"	35cm/14"	<input type="checkbox"/>
	Small	35cm/14"	40cm/16"	<input type="checkbox"/>
	Medium	40cm/16"	45cm/18"	<input type="checkbox"/>
	Large	45cm/18"	50cm/20"	<input type="checkbox"/>
	X Large	50cm/20"	55/22"	<input type="checkbox"/>



Type	Size	Width (cm/in)	Depth (cm/in)	Please Tick
Ischial	X Small	30cm/12"	35cm/14"	<input type="checkbox"/>
	Small	35cm/14"	40cm/16"	<input type="checkbox"/>
	Medium	40cm/16"	45cm/18"	<input type="checkbox"/>
	Large	45cm/18"	50cm/20"	<input type="checkbox"/>
	X Large	50cm/20"	55cm/22"	<input type="checkbox"/>



Type	Size	Width (cm/in)	Depth (cm/in)	Please Tick
Enhanced Contour	X Small	30cm/12"	35cm/14"	<input type="checkbox"/>
	Small	35cm/14"	40cm/16"	<input type="checkbox"/>
	Medium	40cm/16"	45cm/18"	<input type="checkbox"/>
	Large	45cm/18"	49.5cm/19"	<input type="checkbox"/>
	X Large	50cm/20"	54.5cm/21"	<input type="checkbox"/>

## Colour Choice

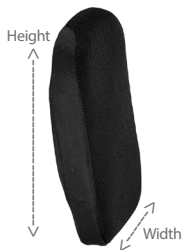
Pink / Pink	<input type="checkbox"/> 11	Grey / Grey	<input type="checkbox"/> 7
Blue / Blue	<input type="checkbox"/> 13	Black / Black	<input type="checkbox"/> 8
Red / Red	<input type="checkbox"/> 15	Black Dartex	<input type="checkbox"/> 2
Yellow / Grey	<input type="checkbox"/> 6		

Pink / Pink	<input type="checkbox"/> 11	Grey / Grey	<input type="checkbox"/> 7
Blue / Blue	<input type="checkbox"/> 13	Black / Black	<input type="checkbox"/> 8
Red / Red	<input type="checkbox"/> 15	Black Dartex	<input type="checkbox"/> 2
Yellow / Grey	<input type="checkbox"/> 6		

Pink / Pink	<input type="checkbox"/> 11	Grey / Grey	<input type="checkbox"/> 7
Blue / Blue	<input type="checkbox"/> 13	Black / Black	<input type="checkbox"/> 8
Red / Red	<input type="checkbox"/> 15	Black Dartex	<input type="checkbox"/> 2
Yellow / Grey	<input type="checkbox"/> 6		

Pink / Pink	<input type="checkbox"/> 11	Grey / Grey	<input type="checkbox"/> 7
Blue / Blue	<input type="checkbox"/> 13	Black / Black	<input type="checkbox"/> 8
Red / Red	<input type="checkbox"/> 15	Black Dartex	<input type="checkbox"/> 2
Yellow / Grey	<input type="checkbox"/> 6		

## Back Support Cushions (Including cover and back pan)



Type	Size	Width (cm/in)	Height (cm/in)	Please Tick
Standard	X Small	25cm/10"	40cm/16"	<input type="checkbox"/>
	Small	30cm/12"	45.3cm/18"	<input type="checkbox"/>
	Medium	30.1cm/13"	51cm/20"	<input type="checkbox"/>
	Large	35cm/14"	57cm/22"	<input type="checkbox"/>
	X Large	40cm/16"	62cm/24"	<input type="checkbox"/>

## Colour Choice

Pink / Pink	<input type="checkbox"/> 11	Grey / Grey	<input type="checkbox"/> 7
Blue / Blue	<input type="checkbox"/> 13	Black / Black	<input type="checkbox"/> 8
Red / Red	<input type="checkbox"/> 15	Black Dartex	<input type="checkbox"/> 2
Yellow / Grey	<input type="checkbox"/> 6		



Type	Size	Width (cm/in)	Height (cm/in)	Please Tick
Supportive	X Small	30cm/12"	41cm/16"	<input type="checkbox"/>
	Small	34cm/13"	47cm/19"	<input type="checkbox"/>
	Medium	37cm/15"	52cm/20"	<input type="checkbox"/>
	Large	43cm/17"	60cm/24"	<input type="checkbox"/>
	X Large	48cm/19"	65cm/26"	<input type="checkbox"/>

Pink / Pink	<input type="checkbox"/> 11	Grey / Grey	<input type="checkbox"/> 7
Blue / Blue	<input type="checkbox"/> 13	Black / Black	<input type="checkbox"/> 8
Red / Red	<input type="checkbox"/> 15	Black Dartex	<input type="checkbox"/> 2
Yellow / Grey	<input type="checkbox"/> 6		

## Thoracic Types (Black Only)



Type	Description	Please Tick	Joining Strap Required?	
Thoracic	Small Thoracic Pair	<input type="checkbox"/>	Yes <input type="checkbox"/>	No <input type="checkbox"/>
	Large Thoracic Pair	<input type="checkbox"/>	Yes <input type="checkbox"/>	No <input type="checkbox"/>

## Arm Supports



Type	Description	Small	Large
Supportive Armrests	Rear Mounted Height Adjustable Supportive Armrest Pair	<input type="checkbox"/>	<input type="checkbox"/>
	Front Mounted Height Adjustable Supportive Armrest Pair	<input type="checkbox"/>	<input type="checkbox"/>

Type	Description	Please Tick
Multiplane Armrests	Front Mounted Height Adjustable Multiplane Armrest Pair	<input type="checkbox"/>
	Rear Mounted Height Adjustable Multiplane Armrest Pair*	<input type="checkbox"/>
	Rear Mounted Swing Away Adjustable Multiplane Armrest Pair*	<input type="checkbox"/>

\*If rear mounted armrests are selected, then a thigh lateral mount will be included.

## Thigh Laterals



Type	Description	Please Tick	With Mount?	
Standard Thigh Laterals	Thigh Lateral Pair	<input type="checkbox"/>	Yes <input type="checkbox"/>	No <input type="checkbox"/>
Large Thigh Laterals	Thigh Lateral Pair	<input type="checkbox"/>	Yes <input type="checkbox"/>	No <input type="checkbox"/>

## Lower Leg Rest Supports



Type	Description	Please Tick	Footplate Size	
Leg Rest Assembly	Fixed Leg Rest Assembly	<input type="checkbox"/>	Standard <input type="checkbox"/>	Large <input type="checkbox"/>
	Independent Leg Rest Assembly	<input type="checkbox"/>	Standard <input type="checkbox"/>	Large <input type="checkbox"/>

\*If you have selected a Chunc One XL base, please note the extrusion increases by 50mm in length.

## Footbox Options



Standard Footbox Assembly



Standard Padded Footbox Assembly



Flip Up Footbox Assembly

Type	Description	Please Tick
Footbox Assembly	Standard Footbox Assembly	<input type="checkbox"/>
	Standard Padded Footbox Assembly	<input type="checkbox"/>
	Flip Up Footbox Assembly	<input type="checkbox"/>



Small

## Headrest Styles

Description	Please Tick
Small Contour Adjustable Headrest	<input type="checkbox"/>
Large Contour Adjustable Headrest	<input type="checkbox"/>
Winged Contour Adjustable Headrest	<input type="checkbox"/>



Large

## Colour Choice

Pink / Pink	<input type="checkbox"/> 11	Grey / Grey	<input type="checkbox"/> 7
Blue / Blue	<input type="checkbox"/> 13	Black / Black	<input type="checkbox"/> 8
Red / Red	<input type="checkbox"/> 15	Black Dartex	<input type="checkbox"/> 2
Yellow / Grey	<input type="checkbox"/> 6		



Winged

To prescribe an Octoback, please refer to the Junior and Adult Octoback Prescription Forms

## Special Requests/Additional Comments

For further details of all **standard accessories, spares, third party accessories, and modification options**, please visit [www.chunc.com/chunc-forms/](http://www.chunc.com/chunc-forms/)

Contact your local seating specialist or  
e: [info@chunc.co.uk](mailto:info@chunc.co.uk)  
t: 01432 377512