



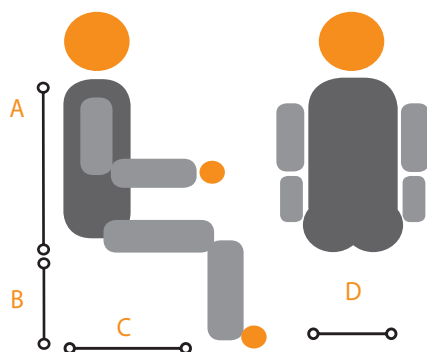
Wheelchair Prescription Form

Standard Chair Builder

Please fill in, save and email to info@chunc.co.uk



Date:	Telephone:
Client Name:	Email:
Clinician/Therapist:	Funding: Private [] NHS [] Distributor []



Measurements (cm/in)

Measurement A	...CM	...IN
Measurement B	...CM	...IN
Measurement C	...CM	...IN
Measurement D	...CM	...IN

Colour Choice

Pink / Pink	<input type="checkbox"/> 11	Grey / Grey	<input type="checkbox"/> 7
Blue / Blue	<input type="checkbox"/> 13	Black / Black	<input type="checkbox"/> 8
Red / Red	<input type="checkbox"/> 15	Black Dartex	<input type="checkbox"/> 2
Yellow / Grey	<input type="checkbox"/> 6		

Chunc One (Please choose either manual or powered option)

Includes: Kick Brakes, Anti Tip Levers, 45° Tilt in Space & Push Handles



Size	Manual	Power Assist
X Small	<input type="checkbox"/>	<input type="checkbox"/>
Small	<input type="checkbox"/>	<input type="checkbox"/>
Medium	<input type="checkbox"/>	<input type="checkbox"/>
Large	<input type="checkbox"/>	<input type="checkbox"/>
X Large*	<input type="checkbox"/>	<input type="checkbox"/>

*If selected, double gas strut included as standard

Measuring Points	X Small	Small	Medium	Large	X Large
A	36-44cm/14"-17"	42-52cm/16"-20"	48-60cm/19"-24"	54-66cm/21"-26"	60-72cm/24"-28"
B	21-48cm/8"-19"	21-48cm/8"-19"	21-48cm/8"-19"	21-48cm/8"-19"	26-53cm/8"-21"
C	20-30cm/8"-12"	25-35cm/10"-14"	30-40cm/12"-16"	35-40cm/14"-16"	40-45cm/16"-18"
D	15-26cm/6"-10"	20-31cm/8"-12"	25-36cm/10"-14"	30-41cm/12'-16"	35-46cm/14"-18"

Hilo Indoor (Please choose either manual or powered option)

Includes: Castor Brakes, 35° Tilt in Space & Push Handles



Size	Manual	Electric
X Small	<input type="checkbox"/>	<input type="checkbox"/>
Small	<input type="checkbox"/>	<input type="checkbox"/>
Medium	<input type="checkbox"/>	<input type="checkbox"/>
Large	<input type="checkbox"/>	<input type="checkbox"/>

Measuring Points	X Small	Small	Medium	Large
A	36-44cm/14"-17"	42-52cm/16"-20"	48-60cm/19"-24"	54-66cm/21"-26"
B	21-48cm/8"-19"	21-48cm/8"-19"	21-48cm/8"-19"	21-48cm/8"-19"
C	20-30cm/8"-12"	25-35cm/10"-14"	30-40cm/12"-16"	35-40cm/14"-16"
D	15-26cm/6"-10"	20-31cm/8"-12"	25-36cm/10"-14"	30-41cm/12'-16"

Hilo Outdoor


Includes Drum Brakes, Anti Tip Levers, 35° Tilt in Space & Push Handles



Size	Please Tick
X Small	<input type="checkbox"/>
Small	<input type="checkbox"/>
Medium	<input type="checkbox"/>
Large	<input type="checkbox"/>

Measuring Points	X Small	Small	Medium	Large
A	36-44cm/14"-17"	42-52cm/16"-20"	48-60cm/19"-24"	54-66cm/21"-26"
B	21-48cm/8"-19"	21-48cm/8"-19"	21-48cm/8"-19"	21-48cm/8"-19"
C	20-30cm/8"-12"	25-35cm/10"-14"	30-40cm/12"-16"	35-40cm/14"-16"
D	15-26cm/6"-10"	20-31cm/8"-12"	25-36cm/10"-14"	30-41cm/12'-16"

Seat Cushions (Including cover and seat pan)



Type	Size	Width (cm/in)	Depth (cm/in)	Please Tick
Standard	X Small	30cm/12"	35cm/14"	<input type="checkbox"/>
	Small	35cm/14"	40cm/16"	<input type="checkbox"/>
	Medium	40cm/16"	45cm/18"	<input type="checkbox"/>
	Large	45cm/18"	50cm/20"	<input type="checkbox"/>
	X Large	50cm/20"	55/22"	<input type="checkbox"/>



Type	Size	Width (cm/in)	Depth (cm/in)	Please Tick
Contour	X Small	30cm/12"	35cm/14"	<input type="checkbox"/>
	Small	35cm/14"	40cm/16"	<input type="checkbox"/>
	Medium	40cm/16"	45cm/18"	<input type="checkbox"/>
	Large	45cm/18"	50cm/20"	<input type="checkbox"/>
	X Large	50cm/20"	55/22"	<input type="checkbox"/>



Type	Size	Width (cm/in)	Depth (cm/in)	Please Tick
Ischial	X Small	30cm/12"	35cm/14"	<input type="checkbox"/>
	Small	35cm/14"	40cm/16"	<input type="checkbox"/>
	Medium	40cm/16"	45cm/18"	<input type="checkbox"/>
	Large	45cm/18"	50cm/20"	<input type="checkbox"/>
	X Large	50cm/20"	55cm/22"	<input type="checkbox"/>



Type	Size	Width (cm/in)	Depth (cm/in)	Please Tick
Enhanced Contour	X Small	30cm/12"	35cm/14"	<input type="checkbox"/>
	Small	35cm/14"	40cm/16"	<input type="checkbox"/>
	Medium	40cm/16"	45cm/18"	<input type="checkbox"/>
	Large	45cm/18"	49.5cm/19"	<input type="checkbox"/>
	X Large	50cm/20"	54.5cm/21"	<input type="checkbox"/>

Colour Choice

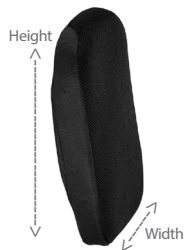
Pink / Pink	<input type="checkbox"/> 11	Grey / Grey	<input type="checkbox"/> 7
Blue / Blue	<input type="checkbox"/> 13	Black / Black	<input type="checkbox"/> 8
Red / Red	<input type="checkbox"/> 15	Black Dartex	<input type="checkbox"/> 2
Yellow / Grey	<input type="checkbox"/> 6		

Pink / Pink	<input type="checkbox"/> 11	Grey / Grey	<input type="checkbox"/> 7
Blue / Blue	<input type="checkbox"/> 13	Black / Black	<input type="checkbox"/> 8
Red / Red	<input type="checkbox"/> 15	Black Dartex	<input type="checkbox"/> 2
Yellow / Grey	<input type="checkbox"/> 6		

Pink / Pink	<input type="checkbox"/> 11	Grey / Grey	<input type="checkbox"/> 7
Blue / Blue	<input type="checkbox"/> 13	Black / Black	<input type="checkbox"/> 8
Red / Red	<input type="checkbox"/> 15	Black Dartex	<input type="checkbox"/> 2
Yellow / Grey	<input type="checkbox"/> 6		

Pink / Pink	<input type="checkbox"/> 11	Grey / Grey	<input type="checkbox"/> 7
Blue / Blue	<input type="checkbox"/> 13	Black / Black	<input type="checkbox"/> 8
Red / Red	<input type="checkbox"/> 15	Black Dartex	<input type="checkbox"/> 2
Yellow / Grey	<input type="checkbox"/> 6		

Back Support Cushions (Including cover and back pan)



Type	Size	Width (cm/in)	Height (cm/in)	Please Tick
Standard	X Small	25cm/10"	40cm/16"	<input type="checkbox"/>
	Small	30cm/12"	45.3cm/18"	<input type="checkbox"/>
	Medium	30.1cm/13"	51cm/20"	<input type="checkbox"/>
	Large	35cm/14"	57cm/22"	<input type="checkbox"/>
	X Large	40cm/16"	62cm/24"	<input type="checkbox"/>

Colour Choice

Pink / Pink	<input type="checkbox"/> 11	Grey / Grey	<input type="checkbox"/> 7
Blue / Blue	<input type="checkbox"/> 13	Black / Black	<input type="checkbox"/> 8
Red / Red	<input type="checkbox"/> 15	Black Dartex	<input type="checkbox"/> 2
Yellow / Grey	<input type="checkbox"/> 6		



Type	Size	Width (cm/in)	Height (cm/in)	Please Tick
Supportive	X Small	30cm/12"	41cm/16"	<input type="checkbox"/>
	Small	34cm/13"	47cm/19"	<input type="checkbox"/>
	Medium	37cm/15"	52cm/20"	<input type="checkbox"/>
	Large	43cm/17"	60cm/24"	<input type="checkbox"/>
	X Large	48cm/19"	65cm/26"	<input type="checkbox"/>

Pink / Pink	<input type="checkbox"/> 11	Grey / Grey	<input type="checkbox"/> 7
Blue / Blue	<input type="checkbox"/> 13	Black / Black	<input type="checkbox"/> 8
Red / Red	<input type="checkbox"/> 15	Black Dartex	<input type="checkbox"/> 2
Yellow / Grey	<input type="checkbox"/> 6		

Thoracic Types (Black Only)



Type	Description	Please Tick	Joining Strap Required?	
Thoracic	Small Thoracic Pair	<input type="checkbox"/>	Yes <input type="checkbox"/>	No <input type="checkbox"/>
	Large Thoracic Pair	<input type="checkbox"/>	Yes <input type="checkbox"/>	No <input type="checkbox"/>

Arm Supports



Type	Description	Small	Large
Supportive Armrests	Rear Mounted Height Adjustable Supportive Armrest Pair	<input type="checkbox"/>	<input type="checkbox"/>
	Front Mounted Height Adjustable Supportive Armrest Pair	<input type="checkbox"/>	<input type="checkbox"/>

Type	Description	Please Tick
Multiplane Armrests	Front Mounted Height Adjustable Multiplane Armrest Pair	<input type="checkbox"/>
	Rear Mounted Height Adjustable Multiplane Armrest Pair*	<input type="checkbox"/>
	Rear Mounted Swing Away Adjustable Multiplane Armrest Pair*	<input type="checkbox"/>

*If rear mounted armrests are selected, then a thigh lateral mount will be included.

Thigh Laterals



Type	Description	Please Tick	With Mount?	
Standard Thigh Laterals	Thigh Lateral Pair	<input type="checkbox"/>	Yes <input type="checkbox"/>	No <input type="checkbox"/>
Large Thigh Laterals	Thigh Lateral Pair	<input type="checkbox"/>	Yes <input type="checkbox"/>	No <input type="checkbox"/>

Lower Leg Rest Supports



Type	Description	Please Tick	Footplate Size	
Leg Rest Assembly	Fixed Leg Rest Assembly	<input type="checkbox"/>	Standard <input type="checkbox"/>	Large <input type="checkbox"/>
	Independent Leg Rest Assembly	<input type="checkbox"/>	Standard <input type="checkbox"/>	Large <input type="checkbox"/>

*If you have selected a Chunc One XL base, please note the extrusion increases by 50mm in length.

Footbox Options



Standard Footbox Assembly



Standard Padded Footbox Assembly



Flip Up Footbox Assembly

Type	Description	Please Tick
Footbox Assembly	Standard Footbox Assembly	<input type="checkbox"/>
	Standard Padded Footbox Assembly	<input type="checkbox"/>
	Flip Up Footbox Assembly	<input type="checkbox"/>



Small

Headrest Styles

Description	Please Tick
Small Contour Adjustable Headrest	<input type="checkbox"/>
Large Contour Adjustable Headrest	<input type="checkbox"/>
Winged Contour Adjustable Headrest	<input type="checkbox"/>



Large

Colour Choice

Pink / Pink	<input type="checkbox"/> 11	Grey / Grey	<input type="checkbox"/> 7
Blue / Blue	<input type="checkbox"/> 13	Black / Black	<input type="checkbox"/> 8
Red / Red	<input type="checkbox"/> 15	Black Dartex	<input type="checkbox"/> 2
Yellow / Grey	<input type="checkbox"/> 6		



Winged

To prescribe an Octoback, please refer to the Junior and Adult Octoback Prescription Forms

Special Requests/Additional Comments

For further details of all **standard accessories, spares, third party accessories, and modification options**, please visit www.chunc.com/chunc-forms/

Contact your local seating specialist or
e: info@chunc.co.uk
t: 01432 377512